

SIX-WAY CLAPPER INLET



Figure No. 6250-6274

An Auxiliary Inlet Connection with 1,500 G.P.M. minimum inlet capacity. Flush design enhances appearance and provides unobstructed passage.

STANDARD EQUIPMENT: Cast brass body, six-way body with drop clappers on each inlet and 6" or 8" outlet connection as selected by figure number; brass plate with branding as selected; 3" hex female NPT x 2 1/2" pin lug swivel female fire dept. thread inlet connections (can be furnished with 3" fire dept. thread when required); with plugs and chains.

SPECIFY BODY STYLE, BRANDING AND THREAD.

BRANDING: "Standpipe", "Auto Spkr.", "Combination Standpipe and Sprinkler Systems", "Dry Standpipe". Special lettering available.

FINISH: Polished Brass

OPTIONAL FINISHES:

PC - Polished Chrome Plated



Figure No. 6260-6284

HORIZONTAL BODY		
6"		8"
Fig. No.	Style	Fig. No.
6250	1HB	6270
6251	3HR	6271
6252	4HL	6272
6253	7HT	6273
6254	8HB	6274

VERTICAL BODY		
6"		8"
Fig. No.	Style	Fig. No.
6260	2VB	6280
6261	5VB	6281
6262	6VT	6282
6263	9VR	6283
6264	10VL	6284

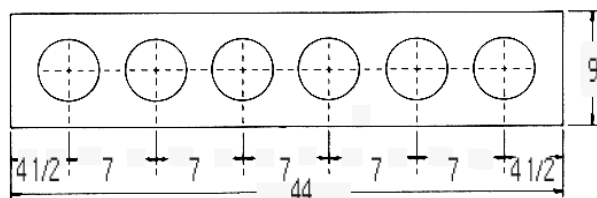
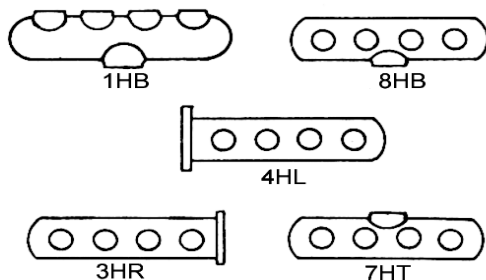


Diagram of Horizontal 6-Way Plate



HORIZONTAL BODY STYLE

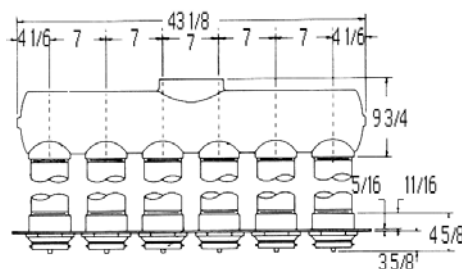
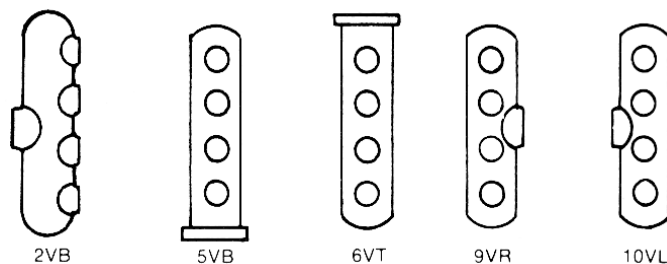


Diagram of Horizontal 6-Way Body



VERTICAL BODY STYLE