



**CHICAGO
PATTERN VALVE**

For use as a Fire Dept. outlet connection

STANDARD EQUIPMENT:

Male NPT inlet X Male hose thread outlet, cast brass with tee handle.

Figure No. 5275 Figure No. 5275 Size 1 1/2"

SPECIFY
THREAD

SPRINKLER VALVES

For use as a Fire Dept. outlet connection

STANDARD EQUIPMENT:

1" Male NPT inlet X 1 1/2" Male hose thread outlet, cast brass with wheel handle.

Figure No. 5290 Size 1" X 1 1/2"

SPECIFY
THREAD

U/L LISTED



Figure No. 5290

BALL TYPE SHUT-OFF VALVES

FEATURES




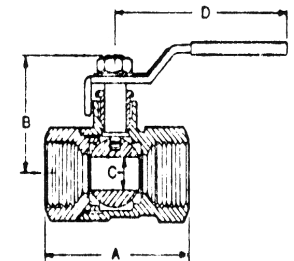
Figure No. 5305-5350

- Large ports to minimize pressure drop and turbulence
- Low torque operation
- Speed of operation
- Positive closure
- Flow in either direction
- Straight through flow
- Forged strength up to 600lb. Pressure rating
- Ease of installation

- Conserves space
- Visual indication of operating condition-open or closed
- Tested hydrostatically in the open and closed position
- Simplicity of maintenance
- Durability
- Reliability
- Listed by Underwriters Laboratories, Inc.


STANDARD EQUIPMENT: Female NPT inlet and outlet, forged brass body with cadmium plated vinyl insulated handle, chrome plated brass ball with teflon seats.

Figure No.	Size	A	B	C	D	Pressure Rating	U/L Listed
5305	1/4"	1 35/64"	1 35/64"	21/64"	1 21/32"	175	No
5310	3/8"	1 25/32"	1 25/32"	13/32"	3 5/64"	175	No
5315	1/2"	2 9/64"	2 9/64"	1/2"	3 5/64"	175	Yes
5320	3/4"	2 24/64"	2 24/64"	45/64"	3 25/32"	175	Yes
5325	1"	2 31/32"	2 31/32"	57/64"	3 25/32"	175	Yes
5330	1 1/4"	3 3/16"	3 5/16"	1 1/8"	3 25/32"	175	Yes
5335	1 1/2"	3 11/16"	4 7/32"	1 25/64"	5 7/16"	175	Yes
5340	2"	4 7/32"	5 21/32"	1 25/32"	5 7/16"	175	Yes
5345	2 1/2"	5 2/32"	5 21/32"	2 19/64"	6 25/32"	175	No
5350	3"	6 5/6"	6 5/16"	2 11/16"	6 25/32"	175	No
5355	4"	8"	8"	3 9/16"	7 19/64"	175	No



U/L LISTED

**FIELD ADJUSTABLE
PRESSURE RESTRICTING
DEVICE**



Restricts water pressure at hose line. A removable breakable link permits adjustment of restriction. Installed on bottom of rack nipple or on male side of FD valve.

STANDARD EQUIPMENT:

Swivel inlet with pin lugs X Male outlet cast brass.

OPTIONAL FINISHES:

- PB - Polished Brass
- RC - Rough Chrome Plated
- PC - Polished Chrome Plated

175 LB. RATED

***U/L LISTED**

***NY BSA/MEA APPROVED
(2 1/2" Size only)**

Figure No. 5370-5375

Fig No. Size
5370 1 1/2"
* 5375 2 1/2"

SPECIFY
THREAD

**AUTOMATIC DRAIN
VALVE**

Hydrolator valve - draining and venting device, used with rack units to keep hose dry if valve leaks.

STANDARD EQUIPMENT:

Swivel inlet with pin lugs X Male outlet, cast brass.

OPTIONAL FINISHES:

- PB - Polished Brass
- RC - Rough Chrome Plated
- PC - Polished Chrome Plated



Fig No. Size
5385 1 1/2"

Figure No. 5385

SPECIFY
THREAD