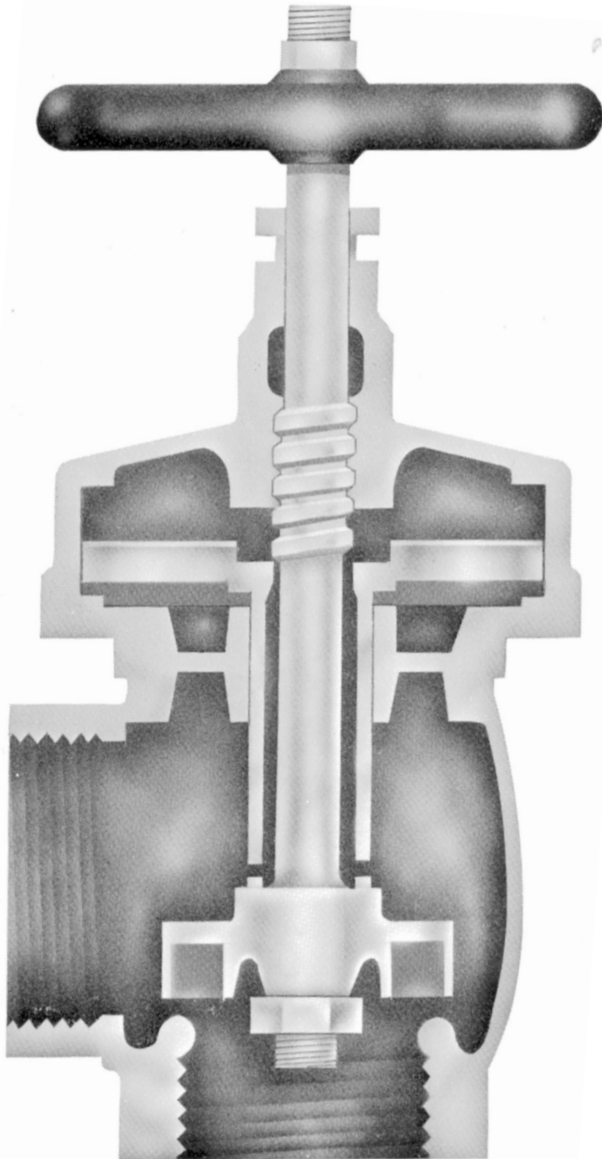


## NON-ADJUSTABLE

### Automatic Pressure Regulating Valves



#### U/L Listed

#### Los Angeles/San Francisco Approved

Regulated pressure under flow (residual) and no-flow (static) conditions.

Tamper Proof setting.

For use with Standpipe and /or Automatic Sprinkler systems.

Available with switch bracket for mounting supervisory switch.

Furnished standard with visual indicator for on/off inspection.

Available in angle or straight pattern.

Will reduce inlet pressure of 400 P.S.I. Or less to desired outlet pressure of 20 P.S.I. Or more.

Available Grooved X Grooved on 2 1/2" size.

1 1/2" size is U/L Listed at 300 P.S.I.

#### SETTING INFORMATION REQUIRED:

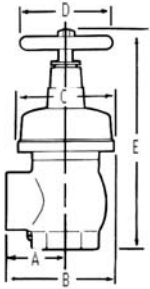
##### STANDPIPE SYSTEMS:

GPM, STATIC AND RESIDUAL  
INLET AND OUTLET

##### AUTOMATIC SPRINKLER SYSTEMS:

GPM, STATIC AND RESIDUAL  
INLET AND OUTLET

**PRESSURE REGULATING 1 1/2" ANGLE VALVE**  
U/L LISTED



300lb. Non-adjustable automatic pressure regulating valve for use as a hose outlet valve or fire hose rack valve where inlet pressures require regulation. Figure No. 5555 may also be used as a zone control valve on a sprinkler system for flows up to 250 GPM.

**STANDARD EQUIPMENT:** Cast Brass valve with Female NPT inlet X Male hose thread outlet or female NPT outlet. Aluminum handwheel.

**OPTIONAL:**

RC - Rough Chrome Plated

5500SB - Switch Bracket (for customers Tamper Switch)

5502TS - Built in Tamper Switch

**SPECIFY  
THREAD**



**Figure No. 5560**

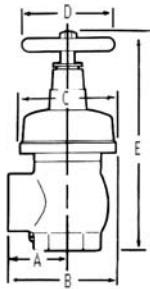
**Figure No. 5550** - Double Female NPT with Visual Indicator

**Figure No. 5555** - Double Female NPT with Visual Indicator and Switch Bracket

**Figure No. 5560** - Female NPT inlet X Male Hose thread outlet.

Size	A	B	C	D	E-Open	E-Closed
1 1/2"	2 5/16"	4 1/4"	3 7/8"	3 3/4"	9 3/16"	8 11/16"

**PRESSURE REGULATING 2 1/2" ANGLE VALVE**  
U/L LISTED



400lb. Non-adjustable automatic pressure regulating valve for use as a hose outlet valve or for hose rack valve or sprinkler control where inlet pressures require regulation.

**STANDARD EQUIPMENT:** Cast Brass valve with Female NPT inlet X Male hose thread outlet or female NPT outlet. Aluminum handwheel. Available grooved inlet and grooved outlet.

**OPTIONAL:**

RC - Rough Chrome Plated

5500SB - Switch Bracket (for customer's Tamper Switch)

5501TAP - Four 1/4 Ports Drilled, Tapped and Plugged

5502TS - Built in Tamper Switch

**SPECIFY  
THREAD**



**Figure No. 5579 with  
5501TAP**

**Figure No. 5570** - Double Female NPT with Visual Indicator

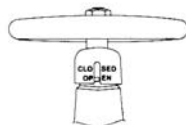
**Figure No. 5575** - Double Female NPT with Visual Indicator and Switch Bracket

**Figure No. 5577** - Groove X Groove with Visual Indicator and Switch bracket

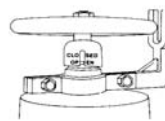
**Figure No. 5579** - Groove X Male hose thread with Visual Indicator

**Figure No. 5580** - Female NPT inlet X Male hose thread outlet

Size	A	B	C	D	E-Open	E-Closed
2 1/2"	3 7/32"	6 3/32"	5 7/8"	5 3/4"	11 7/16"	10 3/4"



Visual Indicator



Switch Bracket



**NON-ADJUSTABLE/FACTORY SET  
IN-LINE  
AUTOMATIC PRESSURE REGULATING VALVES**

2 1/2" IN LINE VALVE:

Underwriters Laboratory Listed at 400 PSI

Underwriters Laboratory Listed as a Checking Device

Regulates pressure under flow (residual) no flow (static) conditions.

Tamper proof.

For use with automatic sprinkler systems.

Available with switch bracket for mounting supervisory switch.

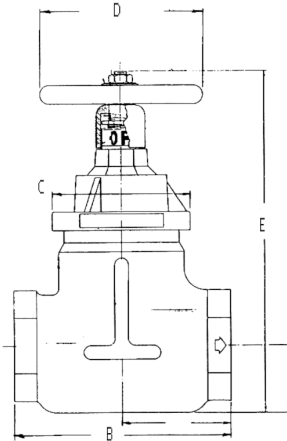
Furnished standard with visual indicator for on-off inspection.

Will reduce inlet pressure of 400 PSI. or less to desired outlet pressure of 20 PSI or more.



Figure No. 5590 with 5501TAP

**U/L  
LISTED**



**SETTING INFORMATION REQUIRED:  
AUTOMATIC SPRINKLER SYSTEMS  
GPM, STATIC AND RESIDUAL  
INLET AND OUTLET**

**STANDARD EQUIPMENT:**

Cast brass valve with female NPT inlet X female NPT outlet. Aluminum handwheel. Available grooved inlet X grooved outlet.

**OPTIONAL:**

- RC - Rough Chrome Plated
- 5500SB - Switch Bracket (for customers Tamper Switch)
- 5501TAP - Four 1/4 Ports Drilled, Tapped and Plugged
- 5502TS - Built in Tamper Switch

Figure No. 5590- Double Female NPT with Visual Indicator

Figure No. 5595- Double Female NPT with Visual Indicator and Switch Bracket

Figure No. 5597- Grooved X Grooved with Visual Indicator and Switch Bracket.

Size	A	B	C	D	E-Open	E-Closed
2 1/2"	3 7/8"	7 3/4"	5 3/4"	7 1/2"	12 3/4"	12 3/16"

Note add 1" to the B dimension for Grooved X Grooved