

### SINGLE JACKET ALL SYNTHETIC POLYURETHANE LINED 500LB. TEST - RACK HOSE



**3401-3402 Series**

Industry standard lightweight hose for pin racks. Totally immune to mildew and rot.


**STANDARD EQUIPMENT:** Single Jacket Polyurethane lined, 100% Synthetic Jacket- 500 lb. Test. (Service Test Pressure 250 lbs.)

**OPTIONAL:** U/L Label. (Note: When U/L is used with this hose it is marked 300 lb. Test, per U/L 19.)

Figure No.	Size	Lengths Available
3401	1 1/2	50'
3402	2 1/2	75'-100'

**SPECIFY LENGTH, COUPLING AND THREAD**

### SINGLE JACKET EPDM LINED 300 LB. TEST - RACK HOSE



**3405-3406 Series**

A lightweight hose, ideal for use with hose rack units. All polyester jacket. Totally immune to mildew and rot. Lined hose reduces friction loss and eliminates water seepage.


**STANDARD EQUIPMENT:** Single Jacket EPDM Lined, All Polyester Jacket. All-300lb. Test. (Service Test Pressure 150 lbs.)

**OPTIONAL:** U/L Label

Figure No.	Size	Lengths Available
3405	1 1/2	50'
3406	2 1/2	75'-100'

**SPECIFY LENGTH, COUPLING AND THREAD**

### SINGLE JACKET EPDM LINED 500 LB. TEST - RACK HOSE



**3410-3411 Series**

A lightweight hose, ideal for interior rack use and exterior use as well. Totally immune to mildew and rot. Use on racks and reels where longer service life is required.


**STANDARD EQUIPMENT:** Single Jacket EPDM Lined, All Polyester hose. All-500lb. Test. (Service Test Pressure 250 lbs.)

**OPTIONAL:** U/L Label - Color impregnation.

Figure No.	Size	Lengths Available
3410	1 1/2	50'
3411	2 1/2	75'-100'

**SPECIFY LENGTH, COUPLING AND THREAD**

### SINGLE JACKET EPDM LINED 300 LB. TEST



**3415-3416 Series**

Ideal for industrial applications where hose is stored for prolonged periods. Particularly suitable for use with reels and exterior hose houses. Totally immune to mildew and rot. NOT for rack installation.

**STANDARD EQUIPMENT:** Single Jacket EPDM Lined, All Polyester hose. All - 300lb. Test. (Service Test Pressure 150 lbs.)

**OPTIONAL:** U/L Label - Color impregnation.

Figure No.	Size	Lengths Available
3415	1 1/2	50'
3416	2 1/2	75'-100'

**SPECIFY LENGTH, COUPLING AND THREAD**