


**For Use with Sprinkler Control Valves and Valve Assemblies**



**2940 Series**

Series 2940 cabinets will accommodate sprinkler control assemblies and sprinkler control valves.

**STANDARD EQUIPMENT**

- \* Heavy gauge steel construction tub, door and trim
- \* White powder coat finish
- \* Continuous steel piano hinge
- \* Pull handle with roller catch

**CABINET OPTIONS**

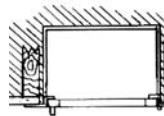
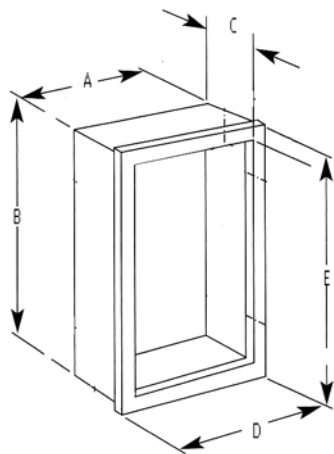
- \* Prefix **FR** for Fire Rated Cabinet
- \* Suffix **AL** for clear anodized aluminum door and frame
- \* Suffix **SS** for Stainless Steel # 4 finish door and frame
- \* Suffix **FF** for Detention Grade Heavy Steel Door And Trim
- \* Door Styles See page 2-5
- \* Other cabinet options See page 2-7, 2-19 and 2-20

**ORDERING PROCEDURE**

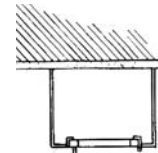
- \* Select cabinet Figure No.
- \* Select door style
- \* Select cabinet options

Figure No.	Trim Style	Trim Poj. Tp.	Inside box dimensions			Overall Outside dim		Wall Opening Required			FIRE RATED CABINETS		
			A	B	C	D	E	Width	Height	Depth	Wall Opening Required FX Option		
2940	Recessed	3/8"	26	26	10	29 3/8	29 3/8	27	27	9 3/4	28	28 1/8	10 5/8
2948	Surface		29 3/16	29 3/16	10	29 3/8	29 3/8						
2950	Recessed	3/8"	32 3/4	38 3/4	10	36 1/8	42 1/8	33 3/4	39 3/4	9 3/4	35	40 7/8	10 5/8
2958	Surface		35 15/16	41 15/16	10	36 1/8	42 1/8						
2960	Recessed	3/8"	32 3/4	44 3/4	10	36 1/8	46 1/8	33 3/4	45 3/4	9 3/4	35	46 7/8	10 5/8
2968	Surface		34 1/8	48 1/8	10	35	48 1/4						

- \* 10" Standard Depth
  - \* 12" Optional Depth available
  - \* Other sizes available upon request
- LETTERING: "SPRINKLER CONTROL ASSEMBLY"  
 "FIRE SPRINKLER FLOOR CONTROL VALVES"  
 Other lettering available upon request



RECESSED



SURFACE

